

Sugar Creek Homes,  
Brian and Danny Foster, with



## Hinges




A **hinge** is a type of [bearing](#) that **connects** two solid objects, typically allowing only a limited [angle of rotation](#) between them. Two objects **connected by an ideal hinge** rotate relative to each other about a fixed [axis of rotation](#). Hinges may be made of [flexible material](#) or of moving components. In [biology](#), many [joints](#) function as hinges. **Wikipedia**

(photos, A barrel hinge, from **Wikipedia**, the free encyclopedia. A hinge from this custom home)

1. The sight of Miro Dvorsek the photographer with tripod in hand confirmed that I had arrived at the right home. The nervous moment before the first impression grows longer as I wait for the door to open. Laura Litton the young designer who works with Jane Page introduces me to the homeowner. I explain who I am and I tell her that Brian Foster has already told me that she came to our shop in Tomball to approve the layout of her granite in 28 degree weather. That was HER first impression of us!

She accepted my gift of cross and immediately carried it to her daughter's "healing room" telling me about her nearly fatal accident. The daughter was confined to recuperate in this downstairs room. I already knew I wanted to capture the experience in her home and began to think, "What connects us?" Our work is what God gave us to do on this earth. What connects me to

this homeowner? Somehow in my life, I have known several other women who have lost their only daughter. Although the emotions are still raw, she didn't lose her daughter; and so now because of HIS gift of the cross, we are connected in prayer for those others.



2. I am immediately comfortable. The homeowner has made me feel like a guest in her beautiful home. My gracious hostess has invited me to wander around and explore on my own. The professional photographer is already at work so I am to be a 'fly on the wall' and study how our materials fit into Jane Page's Design scheme, capturing my own impressions for our files.
3. Meeting with Sugar Creek's Foster Brothers in their office, the homeowners immediately perceived their integrity and commitment to building something beautiful.

- a. Their immediate rapport led to an introduction to Jane Page. The wife was someone who could articulate in a 6 page letter what she wanted but could not visualize it. In Jane Page she recognized a professional whose style was "simpatico", someone she could TRUST COMPLETELY to create and "dress"



the home. Their working relationship on this project spanned 4-5 years and continues. Jane has just stepped down from a ladder in the back yard checking the composition, lighting and camera angle for the photo shoot of the home's rear elevation.

- b. Right along side of her is Danny Foster, proof positive that


NO DETAIL is beyond the scope of the designer's vision in close coordination with the builder.

- c. The leap from blueprint to footprint was spanned by an architect who designed the castle worthy of its Kingwood view of Lake Houston. Anxious as she was to brag about how the design accommodated the minimal changes they required, the homeowner was disappointed that he had to miss seeing the finished project. A perfectly planned space for an elevator took shape, but they later carved a shower out of attic space. Not a mistake but a change, anticipated by a successful workable design. The photo shoot for Luxe Magazine is one of many where the home has been featured in articles and advertising for the talented companies and individuals who participated in the project. The Mrs. is sincere and generous with invitations to appreciate as she does, the extraordinary beauty and quality of the home.
4. Quality in every detail, Brian Foster speaks about layers.
  - a. In a gated community of very special homes, start with the same footage, same distance to the water, the end products are not necessarily comparable.

- b. Establishing trust upon which relationships hinge, the inception of the project required a ride in builder Brian's 4-wheeler just to get to the overgrown, wooded waterfront lot. Something I perceived as a leap of faith for the owners and city girl designer Laura Litton.
- c. The size of the home and appointments suggest they entertain crowds easily and often. Multiple materials, which had to work together in striking contrast but elegant comfort, could be jarring but instead create intimacy within a really large footprint. To a teacher these are well defined "activity centers". Nevertheless, the homeowner says she is most comfortable alone or in the company of her husband who works too many long hours.
- d. What are the needs? Jane Page nailed each with a sharp focus on the individual.

- i. There was a delightful surprise, a burst of color when the door opened to the tiny but important elevator. Actually the size was reminiscent of a vintage hotel in New York City where space goes for a premium and the style is overflowing.

- ii. The drama of classic black, white and red creates a vintage tableau where Bianco Venetino marble countertop and a claw foot tub spoil the only daughter. The bathroom and bedroom are joined by extraordinary hinges which join feature and function. This layer of detail and others like tiny leaded glass windows are gifts of quality that will repay their cost with years of delight. The wild color on the bathroom wall is repeated in a whimsical custom art piece depicting the daughter's fancy shoes. Aren't all fancy shoes a worthy art feature???



- e. Use of technology. Brian showed me how they can control the entire range of electrical functions of the home with a remarkable 'high tech etch-o-sketch'! Another layer of quality!

## 5. Vignettes

- a. The massive kitchen island is counterpoint to the crown of rich wood ceiling detail above your head. It is pictured in the magazine article (link at the end of this story).

- b. In the laundry room, soft colors of the wallpaper scene move you toward the light in the window. I close my eyes, feel the breeze on my face and I am handing clothes pins to my grandmother as she hangs wet sheets on the line. A beautiful memory is etched into the glass, especially for my generation and older.
- c. Step across a shaved carpet motif in the



master bedroom and turn into the master bath suite. Predictable furnishings: comfortable soaking tub between Mr. and Mrs. Vanities, room-sized his and her closets, striking curved front shower with seating and storage on either end continue the striking pattern expressed in travertine that moves across the space in a marvelous unpredictable interpretation. Even the closet cabinet is topped with the



unusual slab to continue the color and movement.



There is a double face shelf in the side wall of the shower. The joints have been expertly fitted to the profile of the cabinet molding and wrap snugly around each curved wall. The time and effort required to install the material this way may not be readily apparent. THIS is one of the LAYERS of quality that distinguishes this home from its peers.

**THIS IS ONE OF THE FEATURES THAT DISTINGUISHES THE VALUE OF THE WORK BOLFINING BROTHERS MARBLE INC. OFFERS TO EACH CUSTOMER, not just the custom builder whose homeowner enjoys an unlimited budget.**

Brian Foster points out the layer of quality that our company has invested in this home.



Master Bath vanities, tub cap, shower, shelf and seat in Oniciata travertine.





- d. Everywhere you turn there is a beautiful view and comfortable seating punctuated by COLOR. The handrail of grand stairway, (hold on because there is so much to marvel at along the way) is a curved treasure of old world craftsmanship, another layer of quality. A patterned leather couch with its back to the wrought iron faces a balcony view of the



lake. The curved Verde Bamboo granite bar tops the carved cabinet and evokes the sensory pleasure of the vineyard. You want to look down to see if you left footprints between the sandy rows as the deep color of this natural stone inspires you to reach for a cluster of purple grapes amid velvet green leaves. It will be a perfect pleasure to linger cupping a wineglass in this calm and quiet space before entering the twilight of the media room.



Here, I remember the story told to me at the front door. Newly recovering from cataract surgery, first in one eye and then the other, the Mrs. is ASTOUNDED by the colors which she loved already, but whose depth and intensity are now amazing!


ESPECIALLY THE MARBLE AND GRANITE, so much so that she woke up her husband to come and look and share her excitement!

e. Granite and natural stone as ART:


- i. In the study, the workplace away from work, the striking marble counter centered between 2 bookshelves is topped with a striking selection. Guests are sure to ask, "What color is THAT?" 'Michelangelo', Yes, he would approve!



- ii. The much photographed powder bath with gold flecks in the Black Galaxy counter and ornate backsplash is inch per inch the most exquisite and elegant space in the house. Layer upon layer of subtle artistry, unique trim and rich color is applied to be viewed from every angle including the ceiling. There had better be another bathroom nearby because a lucky guest is going to spend a LONG time taking it all in.



- iii. Jane Page and Laura Litton selected a granite slab intending to have it etched with some design (probably the owners crest). After it was installed, the small piece of distinctive Blue Louise became the stand alone art feature in the wine room with no need for further embellishment.
- iv. One of the baths had a Sea Foam granite color with a vessel bowl that resembled a floating lily pad; while the depth of Polar Blue was mesmerizing in the Butler's Pantry. These are just a sampling of the unique and amazing colors that create the drama and connect the spaces in this wonderful home.



This spectacular home hinged on choosing the talented professionals who could by their close coordination connect the homeowner to her ideal space with layer upon layer of quality materials, collected and implemented to produce a beautiful environment. One more thing that I noticed: The Foster Brothers of Sugar Creek Homes, Southern gentlemen, continued to call me Mrs. Bolfig during my several hours of trying to remain in the background of the photo shoot. This did not go unnoticed as a display of respect for the homeowner, the lot site, the materials and the principals involved, the relationship upon which any successful project hinges. --Story and photos by Rose Anne Bolfig. Bolfig Brothers Marble Inc. is proud to be part of the project.

**Contact : Sugar Creek Homes 281-359-1177 \*\*\*\*\* Jane Page Design Group 713-803-4999** This home is featured in the May / June issue of Texas Home and Living. You may read the magazine article by following this link:

[http://www.texashomeandliving.com/index.php?option=com\\_content&view=article&id=397:lux-and-livable&catid=14:homes&Itemid=192](http://www.texashomeandliving.com/index.php?option=com_content&view=article&id=397:lux-and-livable&catid=14:homes&Itemid=192)